Ipadmini1 standby high current

Repairing an iPadmini1 customer reflects the problem that the No Power ON power IC is hot.First open the machine to connect Adjustable Power supply, the standby current is above 1A.The power-off measurement PP_BATT_VCCVCC is normal for the ground value, and then the PP_VCC_MAINVCC is only about 50, and the normal value should be more than 300.First observe the VCC MAIN filter capacitor, there is no obvious burnout.Smoke the circuit connected to Colophony (Solder) to VCC MAIN.Power-on found that the power IC has obvious high temperature traces.Replace the power IC and test the power after the replacement.The current is normal, and the system interface is found to be unusable.Now the mini1 power supply on the market is mostly disassembled Reballing chip, the power supply may have a certain non-performing rate, and this phenomenon has been encountered before.Re-replace a power IC into the system to touch the normal, to this fault repair.






2R2
3N4
IML
4R7
3402
VTB

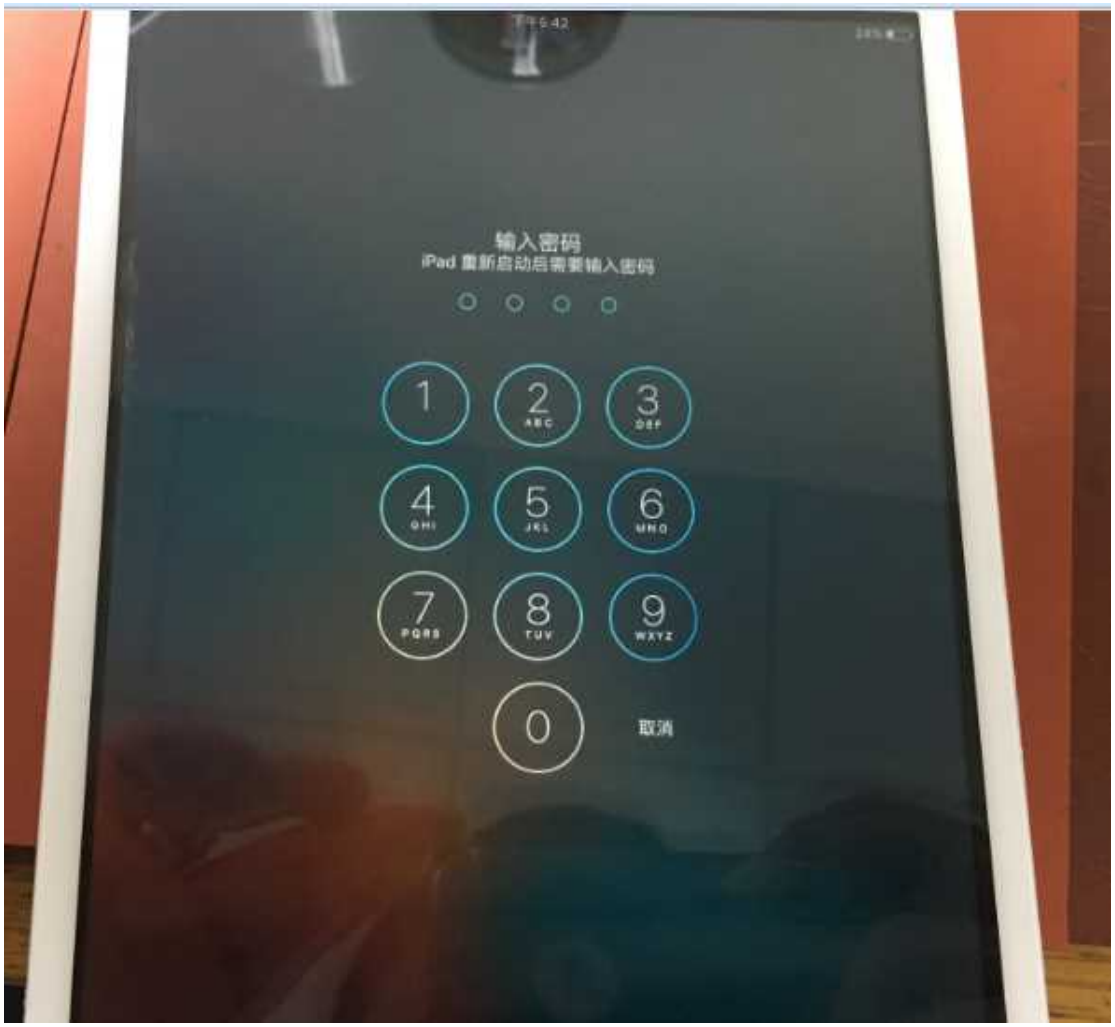
输入密码
iPad 重新启动后需要输入密码
1
2 ABC
3 DEF
4 GHI
5 JKL
6 MNO
7 PQRS
8 TUV
9 WXYZ
0
取消